



Monarch

Step 1: Read this *background information*: You are the monarch (a king or a queen). You own all the land in the kingdom. You will give away four pieces of your land, called fiefs, to the four most powerful nobles—called “lords”—in the kingdom. These fiefs are called Manors A, B, C, and D. These are represented by the four “Fief Tokens” at the bottom of this card. In return, the lords will promise their loyalty to you and will provide protection for you with knights (soldiers) who can be used to defend the kingdom.

Step 2: When your teacher directs you to, walk in a stately manner (like a king or a queen) and sit in the desk that is labeled as the throne.

Step 3: Quietly watch as the serfs go to their designated manor, sit on the floor, and bind themselves to the “land.”


Step 4: The four lords will approach you, kneel before you, and make a request. They are seeking land grants—called fiefs—from you. In order for the lords to receive the land, you need a guarantee from them that they will be loyal to you and provide you with knights to protect your kingdom upon your request.


When your teacher directs you to, complete the following ritual with each lord. Place his/her hands in your hands. Then have the lord repeat after you this oath: “In taking this oath of fealty (loyalty), I swear to be loyal to you all the days of my life, and I swear never to make war against you.”

Finally, after the oaths of fealty have been taken, tear off the “Fief Tokens” and give one to each lord.

Step 5: Quietly watch the lords collect food payments from their serfs.

Step 6: Quietly watch the knights seek land and food by offering their military service to lords.





Lord

Step 1: Read this *background information*: You are a powerful and wealthy noble. Your family has found favor with the monarch. As a result, you have the opportunity to obtain large land grants by promising loyalty to the monarch and providing knights (soldiers) to protect the kingdom.

Step 2: Quietly watch the monarch assume the throne.

Step 3: Quietly watch as the serfs go to their designated manor, sit on the floor, and bind themselves to the “land.”

Step 4: When your teacher tells you to, approach the monarch in a respectful manner. Kneel before the monarch. When your teacher tells you to, say: “Oh powerful monarch, I humbly request land for my family.”

In order to obtain the land from the monarch, follow his/her commands exactly.

Step 5: Look at your “Fief Token,” and go to the appropriate manor—either Manor A, B, C, or D. Sit on top of one of the desks with the “Manor” sign on it.

When the teacher tells you to, say to the serfs: “I have allowed you to live on and farm the land of my manor. In exchange for this privilege, you must give me a large portion of the food you have grown. In return, you can farm and live on this land safely, as I promise to protect you from harm. Give me three food tokens now.” Then collect three food tokens from each serf on your manor.

Step 6: The knights (soldiers) will circulate throughout the room to look for a place to live and a source of food. They will do this by offering their military service to you and the other lords. Since you need knights to defend your manor in case of attack by outside invaders, you must try to attract them to your manor by offering them food tokens and a place to live on your land.

Each knight may accept land and food from only one manor. Thus, you need to try to convince the knights to live on your manor. The more knights you can attract, the stronger your manor will be. You may offer a knight as many food tokens as you want, but remember, you must save some food tokens for yourself. Remember that a knight must find employment with a lord to survive.

Once you have reached an agreement with one or more knights to defend your land, have the knight(s) kneel next to you.

When your teacher tells you to, have your knight(s) repeat this oath after you: “In exchange for the food and land given to me, I promise always to be loyal to you. I swear to fight to the death in defense of this manor and the kingdom.”



Knight

- Step 1:** Read this *background information*: You are a knight. You have been trained since your childhood to be a soldier. You need land where you and your family can live, and you need someone to grow your food because most of your time and money is devoted to maintaining your warhorse, armor, and weapons.
- Step 2:** Quietly watch the monarch assume the throne.
- Step 3:** Quietly watch as the serfs go to their designated manor, sit on the floor, and bind themselves to the “land.”
- Step 4:** Quietly watch the lords negotiate the oath of fealty with the monarch.
- Step 5:** Quietly watch the lords collect food payments from their serfs.
- Step 6:** You must gain permission from one of the lords to live on a manor. When your teachers tells you to, offer your military service to the lords in exchange for food and a place to live. Remember, the lords need military protection against outside invaders. And they have land and food—in the form of “Food Tokens.”

Approach each lord. Listen to what each lord has to tell you about his/her manor. Find out how many food tokens each lord is willing to give you in exchange for your services. You want to be able to provide well for your family, so try to get as many “Food Tokens” from a lord as you can. You may only accept land and food, however, from one lord.

Decide which manor you want to live on and defend. Kneel next to the lord until the teacher signals that it is okay to begin the final phase of this step.

To formalize your agreement, follow your lord’s commands exactly.



Serf: Manor A

Step 1: Read this *background information*: You are a serf. You are a member of the lowest class of society. You are not free, but you are not quite a slave either. Unlike slaves, you cannot be bought, sold, or traded. However, you cannot lawfully leave the manor on which you are born. You are bound to the land. Your life will be spent farming the land.

Step 2: Quietly watch the monarch assume the throne.

Step 3: When your teacher tells you to, go to “Manor A.” Sit on the floor near the desks of your manor. Bind yourself to the “land” by holding one of the desk legs with one hand.


You must remain in this position throughout the rest of this activity.

Step 4: Quietly watch the lords negotiate the oath of fealty with the monarch.

Step 5: Your lord will come to your manor. Listen carefully to what he/she has to say to you.

When you are told to, tear off three of your four “Food Tokens.” Give them to your lord. This is your food payment for the privilege of living on his/her land. You have no choice in this matter—if you do not pay, you will be executed.

Step 6: Quietly watch as knights seek land and food by offering their military service to lords.





Serf: Manor B

Step 1: Read this *background information*: You are a serf. You are a member of the lowest class of society. You are not free, but you are not quite a slave either. Unlike slaves, you cannot be bought, sold, or traded. However, you cannot lawfully leave the manor on which you are born. You are bound to the land. Your life will be spent farming the land.

Step 2: Quietly watch the monarch assume the throne.

Step 3: When your teacher tells you to, go to “Manor B.” Sit on the floor near the desks of your manor. Bind yourself to the “land” by holding one of the desk legs with one hand.


You must remain in this position throughout the rest of this activity.

Step 4: Quietly watch the lords negotiate the oath of fealty with the monarch.

Step 5: Your lord will come to your manor. Listen carefully to what he/she has to say to you.

When you are told to, tear off three of your four “Food Tokens.” Give them to your lord. This is your food payment for the privilege of living on his/her land. You have no choice in this matter—if you do not pay, you will be executed.

Step 6: Quietly watch as knights seek land and food by offering their military service to lords.





Serf: Manor C

Step 1: Read this *background information*: You are a serf. You are a member of the lowest class of society. You are not free, but you are not quite a slave either. Unlike slaves, you cannot be bought, sold, or traded. However, you cannot lawfully leave the manor on which you are born. You are bound to the land. Your life will be spent farming the land.

Step 2: Quietly watch the monarch assume the throne.

Step 3: When your teacher tells you to, go to “Manor C.” Sit on the floor near the desks of your manor. Bind yourself to the “land” by holding one of the desk legs with one hand.


You must remain in this position throughout the rest of this activity.

Step 4: Quietly watch the lords negotiate the oath of fealty with the monarch.

Step 5: Your lord will come to your manor. Listen carefully to what he/she has to say to you.

When you are told to, tear off three of your four “Food Tokens.” Give them to your lord. This is your food payment for the privilege of living on his/her land. You have no choice in this matter—if you do not pay, you will be executed.

Step 6: Quietly watch as knights seek land and food by offering their military service to lords.





Serf: Manor D

Step 1: Read this *background information*: You are a serf. You are a member of the lowest class of society. You are not free, but you are not quite a slave either. Unlike slaves, you cannot be bought, sold, or traded. However, you cannot lawfully leave the manor on which you are born. You are bound to the land. Your life will be spent farming the land.

Step 2: Quietly watch the monarch assume the throne.

Step 3: When your teacher tells you to, go to “Manor D.” Sit on the floor near the desks of your manor. Bind yourself to the “land” by holding one of the desk legs with one hand.

You must remain in this position throughout the rest of this activity.

Step 4: Quietly watch the lords negotiate the oath of fealty with the monarch.

Step 5: Your lord will come to your manor. Listen carefully to what he/she has to say to you.

When you are told to, tear off three of your four “Food Tokens.” Give them to your lord. This is your food payment for the privilege of living on his/her land. You have no choice in this matter—if you do not pay, you will be executed.

Step 6: Quietly watch as knights seek land and food by offering their military service to lords.

